

GURU NANAK E.M. PUBLIC SCHOOL

SUMMER HOLIDAY HOMEWORK

CLASS-X



2025 - 26



ENGLISH

Learning Outcomes:

- Identify various types of very dangerous storms, such as tornadoes and hurricanes, occurring in different regions of the world.
- Analyze the reasons why technological and planning strategies should shift from reactive disaster response approaches to proactive prevention and preparedness.
- Examine the importance of crop insurance as a means to minimize financial losses for farmers and its potential role in enhancing agricultural sustainability.
- Inculcate an appreciation for poetry
- Learn the use of Imperatives

Learning Objectives:

- Natural and Manmade Disasters
- Understanding Life Skills – Faith and Humanity
- Balancing and expressing Emotions
- Inference of Figurative Language

Activity 1

ART Integrated Activity using Adobe Express

Collage Making -Make a Collage on different natural and man-made causes of Agricultural loss.

Subj: English, Text Book – First Flight, Ch-A Letter to God



Subject Integrated – Geography ,Science and IT

[Disaster Risk Reduction \(cbseacademic.nic.in\)](http://cbseacademic.nic.in)

DISASTER MANAGEMENT ACTIVITY- DRR) Page no. 161 (Cultivation damage due to Natural Disaster)



DRR Topic: Cultivation Damage due to Natural Disasters (storms)

Agriculture is one of the backbones of economy and a necessity of human survival. The chapter-A Letter to God highlights the devastating effects of few natural disasters which destroy harvesting crops and the agricultural fields in no time with its impact through the pictures like hailstorms, flood, attack of locusts etc, making the farmer helpless. In the story, a farmer, Lencho, the protagonist has an immense & unfathomable faith in God but his harvesting crop of corn was destroyed suddenly by heavy hailstorm while he was just expecting a shower.

Activity 2

ART Integrated Activity using Adobe Express



Create a Poetry Organizer for the poem 'Amanda' and mention all the points given below including poetic devices and tone and mood of the poet.(Printout to be pasted in Literature Notebooks)

I READ POETRY!			Name: _____
Title of the poem:	This poem is about:		
Poet's name:			
Does this poem rhyme?	How does this poem make me feel?	Picture of what this poem is about:	
If yes, list rhyming words:	I rate this poem: ☆☆☆☆☆		

Activity 3


Complete April and May month Assignments in Literature Notebooks.

HINDI

शिक्षण-अधिगम-उद्देश्य :-

- लेखन-सृजनात्मकता तथा भावाश्रयव्यक्ति का पल्लवन।
- प्राकृतिक सौन्दर्य की अनुभूति।
- मनन-शक्ति का विकास।
- मौलिकता में अभिव्यक्ति।

1- 'पर्वत प्रदेश में पावस' पाठ के आधार पर पर्वतीय स्थलों पर जलवायु परिवर्तन के कारण हो रही शनत नई दुर्यटनाओं – भू-स्खलन, बाढ़ आशंकित की जाते हुए उनके कारण एवं उनसे बचाव के उपाय। छात्र उत्तराखण्ड के जंगलों में लगी आग का वर्णन भी करेंगे। - आपदा-प्रबंधन, (Disaster Management) एवं 'कला-शक्ति' के साथ एकीकृत। Adobe Express पर एक न्यूज़लेटर का शनमायण। इसके शलए छात्र <https://new.express.adobe.com/> सॉफ्टवेर का प्ररग करेंगे और Google Classroom पर अपलड करेंगे।



2- अप्रैल/मई माह की कार्यपत्रिका अपनी व्याकरण-पुस्तिका में पूणय करें।

MATHEMATICS

1. Art Integrated Project

Integrating art into educational activities aligns well with the goals of the New Education Policy by fostering creativity, critical thinking, cultural awareness and holistic development among students.

Topic: Similar figures- Fractal Geometry

Subjects Integrated: Maths, Social Science and Art

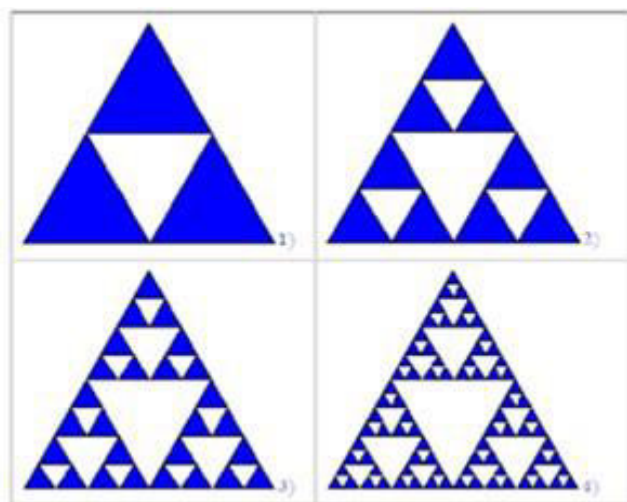
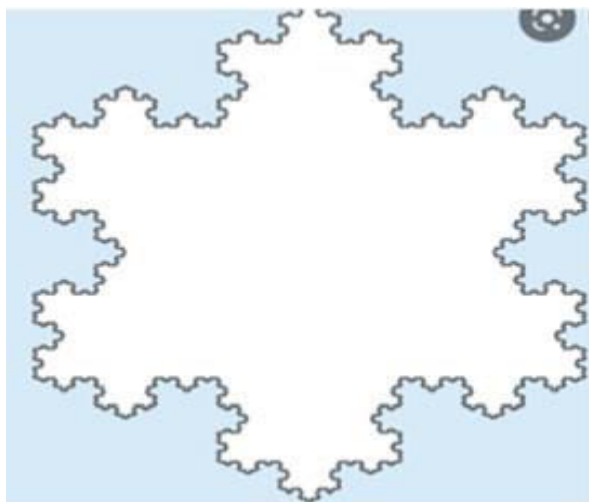

Most physical systems of nature and many human artefacts are not regular geometric shapes of the standard geometry derived from Euclid. Fractal geometry offers almost unlimited ways of describing, measuring and predicting these natural phenomena. A **fractal** is "a rough or fragmented **geometric** shape that can be split

Into parts, each of which is (at least approximately) a reduced-size copy of the whole," a property called **self-similarity**.

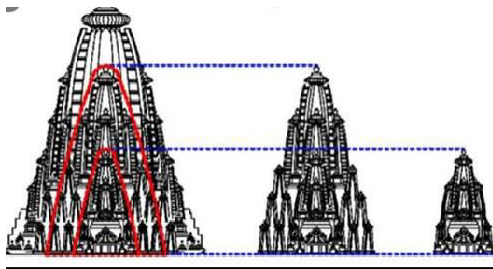
What does self-similarity mean? If you look carefully at a fern leaf, you will notice that every little leaf - part of the bigger one - has the same shape as the whole fern leaf. You can say that the fern leaf is self-similar. The same is with fractals: you can magnify them many times and after every step you will see the same shape, which is characteristic of that particular fractal.

Sierpinski Triangle

This is the fractal we can get by taking the midpoints of each side of an equilateral triangle and connecting them. The iterations should be repeated an infinite number of times. The pictures below present four initial steps of the construction of the Sierpinski Triangle:



Fractals in Architecture



Fractals in Nature



Learning Objectives:

- Ø understand the beautiful Mathematical pattern- Fractal Geometry.
- Ø create awareness about the different art forms in nature.
- Ø improve their cognitive abilities.
- Ø Integrate Maths with different art forms.

Project Presentation

- Ø Students need to complete the project in groups of 5 students.
- Ø Presentation of the Project should be through PPT.

3. Subject Enrichment Activity:

Maths lab activities on the following topics are to be completed in Maths Lab Manual.

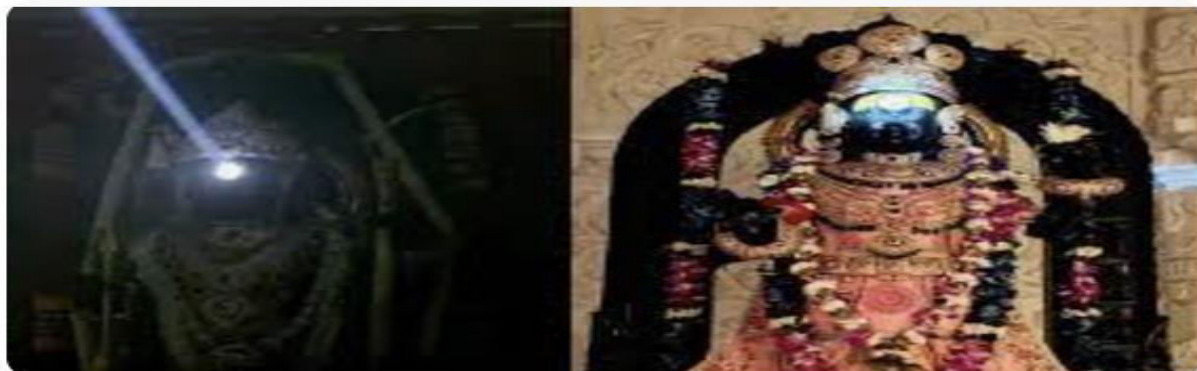
- a) To obtain the condition of consistency for a system of linear equations in two variables by graphical method.
- b) To find out the number of zeroes of a quadratic polynomial by graphical method.
- c) Verification of Basic Proportionality Theorem by paper cutting method.

4. Assignment .

Maths assignments are to be completed for the following topics

- i) Real Numbers ii) Polynomials iii) Pair of Linear Equations in two variable
- iv) Triangles

PHYSICS



(i) A symbolic anointment of the Ram Lalla idol with the sun's rays took place on Ram Navami in the Ayodhya temple.

Identify the optical devices used and their importance in this procedure. Explain the process involved.

Draw a diagram and create a visual representation of the Surya tilak procedure, using Adobe Express, labeling each step and explaining its significance.

CHEMISTRY

1. RECOGNIZING LAB SAFETY SIGNS.



Safety in chemistry laboratory is of paramount importance as the conduct of experiments may involve use of hazardous chemicals. Identify the safety signs used in the lab. Prepare a quiz or a crossword puzzle based on the safety signs.

2. Identify and name some redox reactions occurring naturally. What is the relation between substances oxidised , reduced , oxidising agent and reducing agent. Explain this taking example of chemical reactions given in your NCERT textbook.

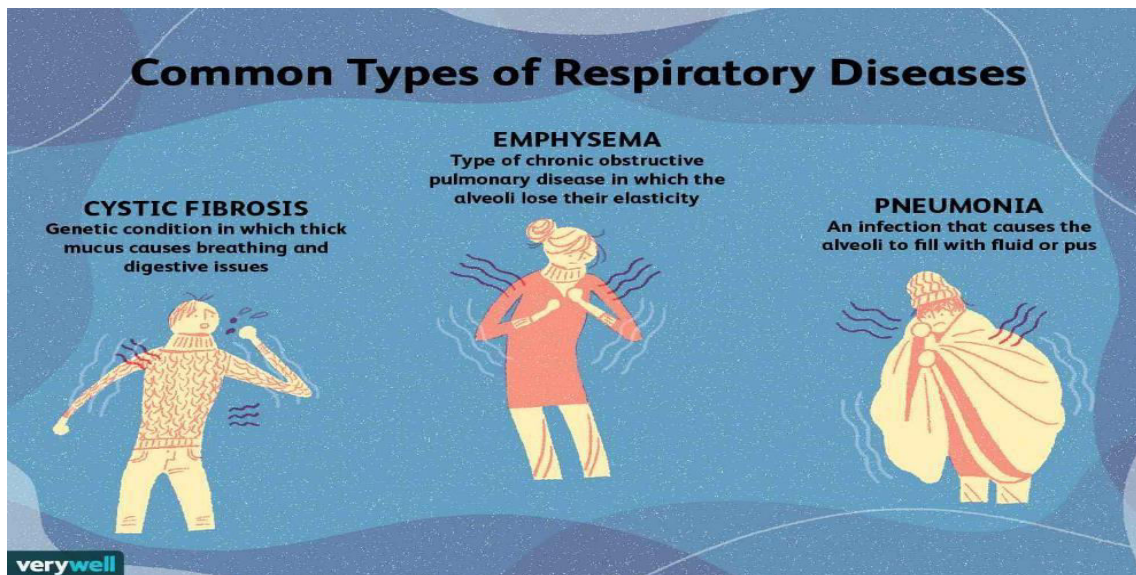
3. Learn the reactivity series of Metals making a mnemonic for the same.

4. Complete the critical thinking worksheet based on Chemical Reactions and Equations in your chemistry register.

LEARNING OUTCOMES:

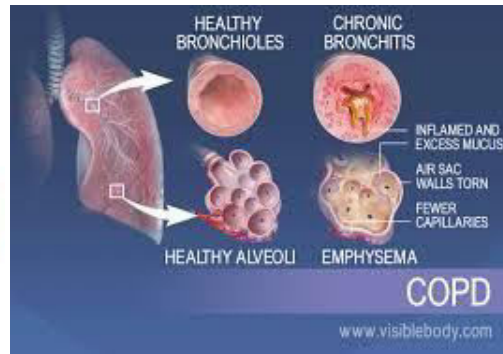
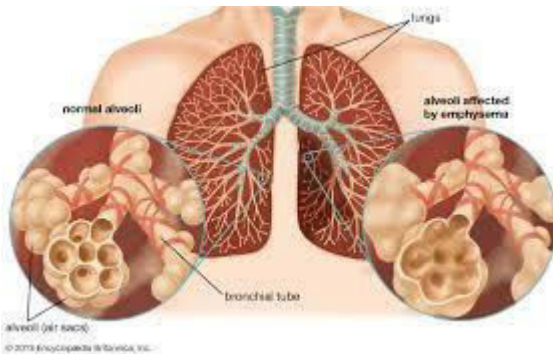
1. Handles laboratory equipment, tools, reagents with proper precautions and care.
2. Interprets the scientific symbols, signs, and uses them in daily life as well as in the laboratory.
3. Understands the concept of oxidation and reduction and applies it to analyze the difference between the two.

BIOLOGY



Assignment: Survey and Research on The Global Impact of Respiratory Diseases.

Based on your research from multiple resources, you have to write a research paper (1500 words max.) on respiratory diseases and present it in the classroom.



This is to raise awareness among the people about to protect their lungs by being physically active, stop smoking, reducing air pollution and getting vaccinated.

'Respiratory diseases impose an immense worldwide health burden'.

Task-1

Find out the **five most common respiratory diseases** which are the causes of severe illness and death worldwide. Paste pictures and fill the necessary information in a table.

Format is given below:

S.No	Respiratory disease (Name)	Scope of the disease	Prevention	Treatment	Control and Elimination
1					
2					
3					
4					

Task-2

PASTE PICTURES Or DRAW DIAGRAMS to show the impact of respiratory disease on human lungs and related organs of the system.

Note: Please provide the Source of Information for the Assignment:

It can be a Newspaper clipping, an article from a magazine or an Internet.

HISTORY/DP:**HISTORY/DP**

During the nineteenth century, nationalism emerged as a force which brought about sweeping changes in the political and mental world of Europe. The end result of these changes was the emergence of the nation-state in place of the multinational dynastic empires of Europe.



Activity: Students to make a comic strip using **adobe express** as per the topics given and prepare a short presentation on the same. It is an individual activity and Printout of the activity has to be submitted after summer break on a given date.

Roll No. 1 to 7: Rise of Napoleon and his Reforms.

Roll No. 8 to 14: Liberal Nationalism and New Conservatism

Roll No. 15 to 21: Age of Revolution 1830s to 1848

Roll No. 22 to 28: Romantic Imagination and Cultural Movement

Roll No. 29 to 32: Unification of Germany and Italy

**Learning Objectives:**

- It will enable learners to explain the growth of new ideas in Europe and Asia like industrialisation, colonialism, scientific developments and explorations, imperialism, and the rise of new nation-states across the world and how it affected the course of human history.
- It will help students to recognise the various practices that arose and impacted the course of world history and have left unhealed wounds.

Learning Outcomes:

- a) It will enable learners to analyse important phases in world history and draw insight to understand the present day world.
- b) It will help students to understand the idea of a nation and the emergence of the modern Indian Nation.
- c) It inferred how the French Revolution had an impact on the European countries in the making of a nation state.
- d) Evaluate the reasons which led to the First World War.

GEOGRAPHY: DISASTER MANAGEMENT PROJECT

Biological or biohazards can cause devastating effects on society and environment making generations of a nation vulnerable to it. Select any one such disaster and prepare a report on the following aspects of the disaster:

- a) Basic characteristics and Level (epidemic or pandemic)
- b) Unicode or biohazard symbol
- c) Involvement of nodal agencies
- d) Legislations
- e) Responsibility sharing
- f) Occupations /workplace where people may come into contact
- g) Prevention and control measures
- h) Detection and containment of outbreak
- i) Any other relevant information pertaining to the disaster.



Students can use newspaper clippings, photographs, maps, and diagrams etc. as illustrations.

OBJECTIVES:

- * To develop skills to comprehend, analyse, interpret and evaluate evidence.
- * To communicate data in the most appropriate form using a variety of techniques.
- * To grow into caring, sensitive individuals capable of making informed, intelligent and independent choices.

The project work can culminate in the form of Ppts and videos by using Adobe express.

Learning Outcome:

- Understanding of the different types of biological disasters and their characteristics
- Awareness of the factors influencing the spread and impact of biological disasters.
- Knowledge of the historical and contemporary examples of biological disasters
- Ability to analyze the societal, economic, and environmental consequences of biological disasters
- Familiarity with prevention, preparedness, and response strategies for biological disasters
- Appreciation of the importance of international cooperation in addressing global health challenges

Students are also required to complete the list of maps and assignments as per the syllabus covered and compile the same in a file.

ECONOMICS:

CHAPTER – Consumer Awareness

Individual Activity integrated with Fine Arts, English, Legal Studies and Economics:

Present a **2 min** talk on **any one case study / storyboard on organic products Vs conventional products in the market from the perspective of a consumer. Consumer Redressal Process in India has to be highlighted.**

Support your presentation with any one of the following: **sketches /drawings/ comic strip/flowchart (drawn on A3 sheet or half of chart paper)** for better communication and comprehension.



These can be shared or uploaded on the respective 'padlet links' which will be provided in respective Class Groups. Each student has to write his or her name and write the Roll No. along with the uploaded drawing or sketch or comic strip or flow chart.

Presentations will be conducted during **regular classes**. The sequence will be as per nominal roll of each section.

Learning outcomes:

- a) Awareness of Consumer Protection Rights Act, implemented by the government of India.
- b) Students will do research on the same and be innovative to make presentations applying their creative skills like visual arts.
- c) Students to become alert and proactive citizens who are aware of their Consumer Rights and make the markets function in a fair manner for the growth of the economy.

SCHEDULE FOR SUBMISSION OF HOLIDAY HOMEWORK

S.NO.	SUBJECTS	DATE OF SUBMISSION
1	SCIENCE(Physics, Chem. & Bio.)	5 JULY 2025
2	English, Hindi	6 July 2025
3	Social Science(Geo,His,DP,Eco) & Maths	8-12 July 2025

STAY SAFE, STAY HEALTHY AND HAPPY LEARNING

