



**GURU NANAK E.M. PUBLIC
SCHOOL**

SUMMER HOLIDAY HOMEWORK Topic: Food

class

2

Eat healthy food to live healthy

Dear Parents
Warm Greetings!

As we approach the summer break, it's a wonderful opportunity to enjoy quality time with your child. The summer vacation offers a much-needed respite from the structured routines of the school year. With freedom comes responsibility, and in this spirit, we've curated a range of activities aimed at keeping your children engaged while nurturing their creativity. The meticulously curated activities align seamlessly with the transformative principles of NEP 2020, embracing diverse domains, fostering competencies, and achieving multifaceted learning objectives.

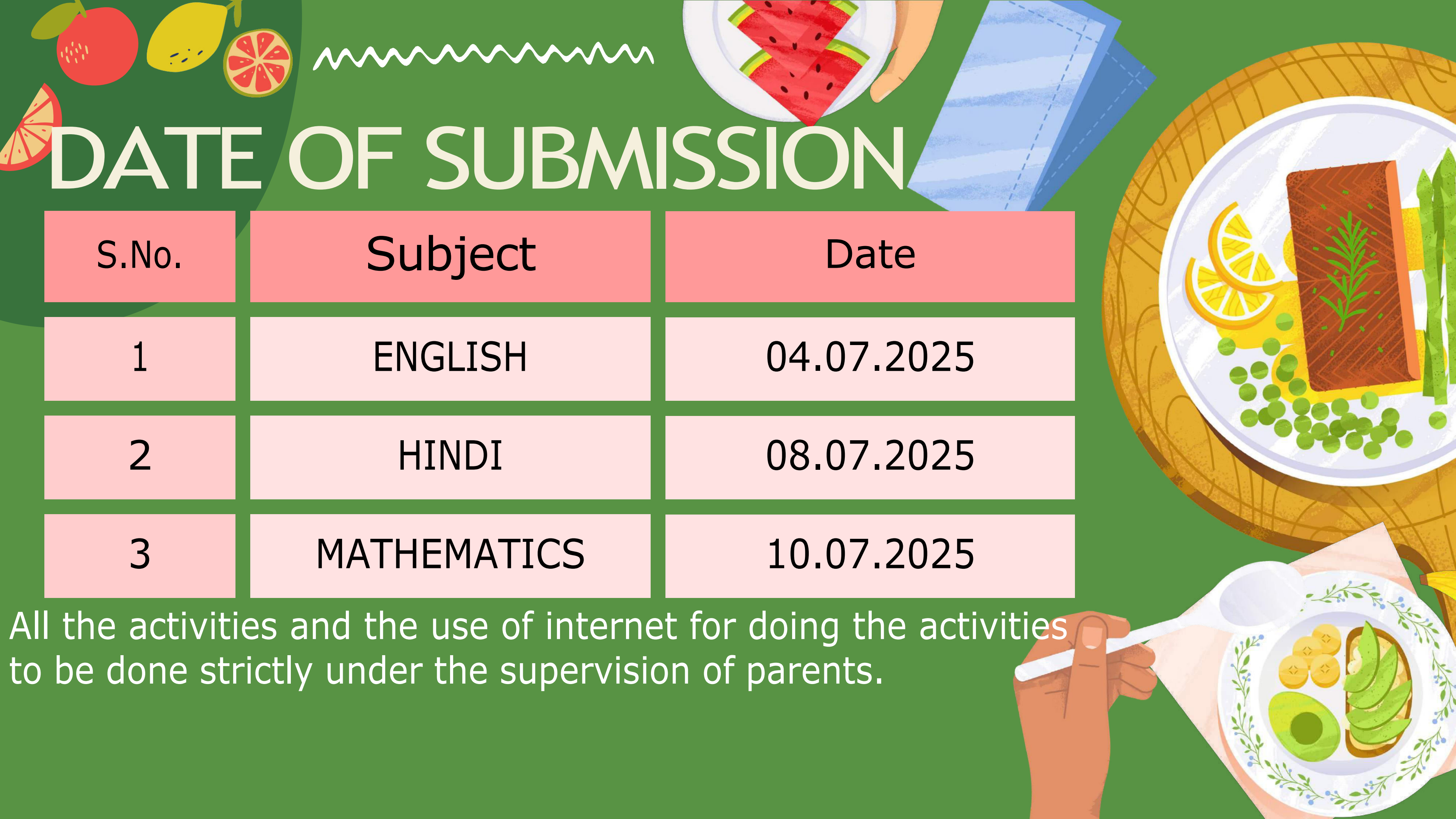
We kindly request your support in guiding your child through these activities and assisting them in discovering and expressing their creative potential. Together, let's make this summer a time of growth, exploration, and memorable experiences for our young ones.

Each student is expected to undertake all the activities assigned in the Holiday Homework.

PLEASE NOTE: Periodic Assessment will include grading from the Holiday Homework for scholastic and co scholastic activities.

All the activities and the use of internet for doing the activities to be done strictly under the supervision of parents.





DATE OF SUBMISSION

S.No.	Subject	Date
1	ENGLISH	04.07.2025
2	HINDI	08.07.2025
3	MATHEMATICS	10.07.2025

All the activities and the use of internet for doing the activities to be done strictly under the supervision of parents.

SUBJECT: ENGLISH

ACTIVITY 1 - Healthy Bowl

- Summers are here and for beating the heat of this scorching sun grab your mother's hand and make a dish of yummy fruit salad for your father to give him a special surprise on Father's Day (16-06-2024) with all the fruits of your choice by
- Following the given recipe (UNDER THE STRICT SUPERVISION OF MOTHER)
- Finely chopped fruits of your choice like banana, pineapple, watermelon, mango, apple, grapes & pomegranate.
- 2 Teaspoon of lemon juice
- 1 Tablespoon crushed sugar
- A pinch of chaat masala
- Make a Thank You card for your father on the occasion of Father's Day and write a message inside it. (upload picture on teams.
- Click pictures while serving the fruit bowl to your father and upload the pictures on MS Teams.





ACTIVITY 2 -Food Taste Test

- Take chopped fruits and vegetables.
- Taste them one by one.
- Make a table mentioning the taste (sweet, sour, bitter) of atleast 5 fruits or vegetables tasted by you.

S.No.	FRUIT	TASTE
1		
2		
3		
4		
5		

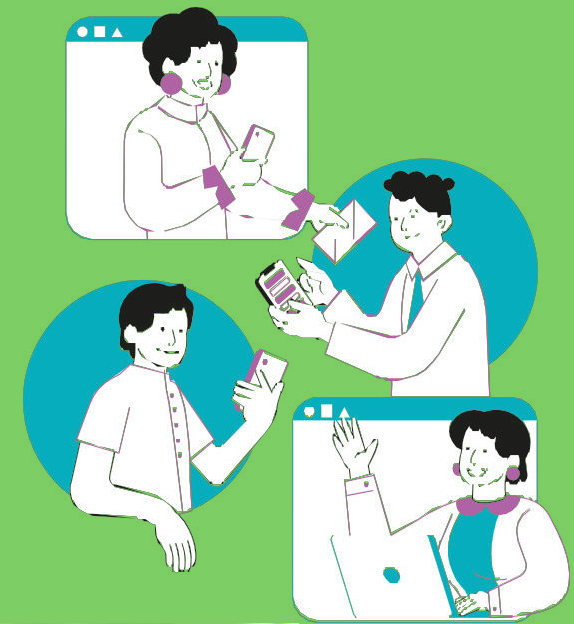
- Make sentences using the 5 fruits tasted.
- The above activities will be done in English notebook.
- Students will write one page of English handwriting everyday in a separate notebook. Notebook will be submitted with HHW.



"Great Communication begins with Connection."

Dear parent, summer vacations is the most appropriate time to develop a wonderful bond with the child and enhance the speaking skills of the child along with basic mannerisms. Encourage your ward to use the following statements in daily conversations-

- Greeting elders by saying Namaskar
- May I go out to play?
- Can I invite my friends to spend the evening together?
- Hello papa, how are you feeling today?
- Mumma, how can I help you in household work?
- What did you do over the weekend?
- Say SORRY - When you make a mistake or accidentally hurt someone's feelings.
- Say THANK YOU - When someone does something kind or helpful for you.
- When someone gives you a gift or does something thoughtful.





वषय : ह द



ग त व ध

पाठ -४ , 'सॉरी म मी'का पठन कर व उसके आधार पर न न लिखत ग त व धयाँ अपनी अ?यासपुि तका म कर

१. एक स ताह तक अपनी रसोई म आने वाले फल और सिंजयT कT एक सूची बनाएँ
२. पाठ के अनुसार मिण के पेट दहोने पर डॉक्टर ने उसे पौ क आहार केबम बताया अपनी अ?यासपुि तका म पौ क आहार व जंक फूड के च7 एक 7त करके चपकाएँ

SUBJECT : MATHEMATICS

1. Saturday Market Adventures-


On a Saturday morning, you and your parents would embark on a delightful journey to the local market. As you stroll through the market, make the choice of fruits and vegetables you want to buy. Note down the quantity of each item bought and the price in your notebook as per the table given on the next page.





ROHAN'S MARKET ADVENTURE

• Rohan also went on a market adventure. Now help Rohan in solving some fun question





S.No	FRUITS BOUGHT	PRICE/kg	QUANTITY
1	PEACH	82	3 kg
2	MANGO	100	5 kg
3	WATERMELON	65	2 kg



Q-1 Answer the following questions.



- A) Who bought more mangoes? Rohan or you.
- B) Which fruit did Rohan buy in the maximum quantity, compare it with the fruit you bought in maximum quantity using $<$, $>$ or $=$ sign.
- C) The price of watermelon is Rs. 65. What is the place value of 6 in 65.
- D) Complete the series by skipping 2s beginning from the cost of peach.
- E) Write the number that comes before the price of mango (Rs. 100).
- F) Write the number that comes after the price of watermelon (Rs. 65).
- G) The total weight of fruits bought by Rohan is _____ kg.
- H) The total money spent by Rohan is _____ and total money spent by you is _____. Compare the amounts using $<$, $>$ or $=$ sign.
- I) Who spent more money and by how much?



NOTE- Students will do the above questions in their Maths Notebook.



~~~~~

# THANK YOU

~~~~~

ENJOY YOUR SUMMER VACATIONS!

enjoy!

Summer

